

HOLIDAY EDITION

The acronym

The  Acronym
Academy's Choice Reading:
One Newspaper for You and Me

PUT ON YOUR YARMULKE, IT'S TIME FOR CHANUKAH!

madison hahamy

Chanukah (or **Hanukkah**, **Chanuka**, **Hanukah**, plus at least sixteen more variations), is the eight-day wintertime holiday celebrated by the Jewish religion. Chanukah does not have a large religious significance and is most likely as widely celebrated as it is so that Jewish children do not feel left out of the Christmas celebrations, hence the tradition of giving gifts for all eight nights. Even though the holiday has largely shed its religious origins, the story of Chanukah is one that celebrates the Jewish faith in the face of adversity through the miracle of the oil.

Chanukah Songs: Even though Chanukah is a holiday with ancient roots, its songs and prayers are constantly being modernized. Here are a few popular Hanukkah songs with a modern twist:

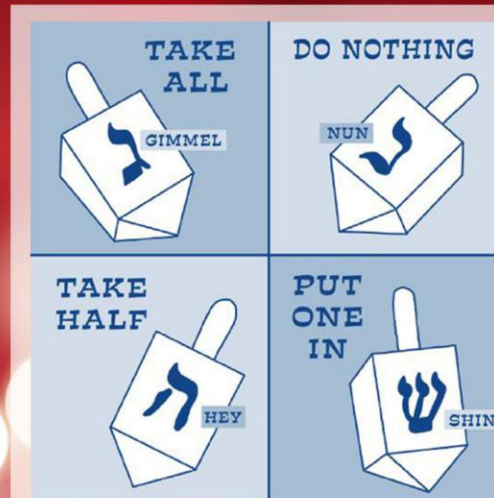
The Chanukah Song by Adam Sandler
Hanukkah oh Hanukkah Mashup by Shir Soul
Maoz Tzur by The Maccabeats
Candlelight by The Maccabeats

Food: If you are familiar with the Jewish religion, then you know that Jewish holidays revolve around food, and Chanukah is no exception.

One of the staples of any Hanukkah celebration are latkes, thin, crispy, and fried potato pancakes that are generally served with either applesauce or sour cream (people are fiercely divided between which is better - personally, I am a sour cream fan).

Another popular Hanukkah dish is sufganiyot or jelly-filled doughnuts. Even though these doughnuts can be found year round, Jewish bakeries put a little bit of magic into their dough that can't be found at any Dunkin Donuts.

The Tale: The story goes that, in second century BC, the Jewish people were ruled by the Seleucids, who tried to force the Jews to convert to their Greek ways. Instead, the vastly outnumbered Jews, led by Judah the Maccabee, defeated the Greeks and reclaimed the Holy Temple. At this point, the temple was destroyed, desecrated with pig's blood and adorned with idols, and the Jews could only find a single cruse of oil, enough to light the Menorah (a candelabrum with seven branches) for one day. Instead, the oil lasted for eight days. Thus, we celebrate Chanukah (or the festival of lights) for eight days.



When the Jewish people were oppressed by the Seleucids, they were not allowed to partake in activities that were not Greek, which included learning to read the Torah. Instead, Jewish children used spinning tops called Sevivon (or Dreidel), which had Hebrew letters painted on each side, to learn inconspicuously. Now, when we celebrate Hanukkah, we use the Dreidel in a game involving gelt, or chocolate money. The four Hebrew letters, נ (Nun), ג (Gimel), ה (Hei), ש (Shin), form a Hebrew acronym that means "a miracle happened there," and each letter signifies an amount of gelt that the spinner can take from the pile. When it lands on Shin, the spinner has to put a piece in the pile. When the dreidel lands on Nun, they get no gelt. When it lands on Hei, they get half of the pile, and when it lands on gimmel, they take it all!

Thanks for reading my short guide to all things Chanukah! If you want to learn more, here is an in-depth look at the story from a more historical perspective: http://www.chabad.org/holidays/chanukah/article_c-do/aid/102978/jewish/The-Story-of-Chanukah.htm

Happy reading, and happy holidays!



When the holidays come around everyone is always excited about all the good food that they'll have the chance to eat. Some people have a favorite potato dish and others just can't wait for the dessert. So for those Christmas cookie lovers, here is an easy recipe to make adorable Santa Claus Nutter Butter Cookies.

NUTTER BUTTER SANTA COOKIES

alana dawson

INGREDIENTS

- a package of Nutter Butter Cookies
- about 12 ounces of white baking chocolate
- a handful of Red Hot cinnamon candies
- red colored sugar (find at the store or color white sugar with food coloring)
- 64 mini semi-sweet chocolate chips
- 32 white chocolate chips

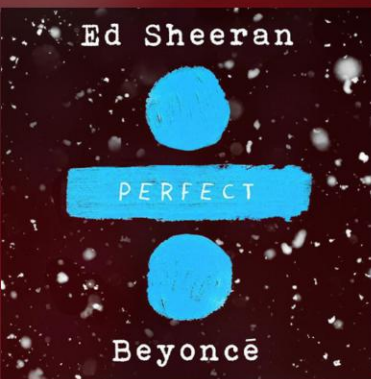
DIRECTIONS

- 1)** Heat the white baking chocolate on the stove until evenly melted. You can do this by microwaving it in 30 second intervals or over the stove. Over the stove tends to work better so that while working you can keep the chocolate melted.
- 2)** Take a Nutter Butter and dip about a quarter of one of the short sides into the chocolate. Do this to all of them and lay them out on a wire rack to cool. This will be Santa's beard.
- 3)** Once they are dried do the same thing to the other end, but this time right after you do it, cover the white chocolate in the red colored sugar. This will be Santa's hat, so make sure to leave a little white chocolate showing at the bottom for the brim. While the chocolate is still melted make sure to add a white chocolate chip to the top of the hat as a pom-pom. If it is already drying, add a little bit of melted white chocolate to the bottom of the chocolate chip so it will stick.
- 4)** After you have done this to all of the cookies it is time to decorate the face. Simply use a tooth pick to put a little bit of white chocolate on the Nutter Butter where the two eyes (small chocolate chips) and nose (Red Hots) will go. Then place the mini chocolate chips on as eyes and the Red Hots on a nose and your Santas are done!

HOLIDAY PLAYLIST

joanna lee 


You know it's the holiday season when you hear Christmas songs in the streets and you start humming a few tunes yourself. According to my friend, "It's acceptable to start singing Christmas songs starting December 1st." Since it's almost the end of the semester and we want you to make it the most festive as possible, we're giving you a few extra suggestions. This is a list we've compiled for you this holiday season! Merry listening!




PERFECT
ed sheeran & beyonce



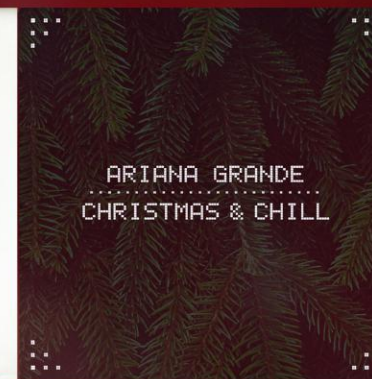
CHRISTMAS ALBUM
the beach boys



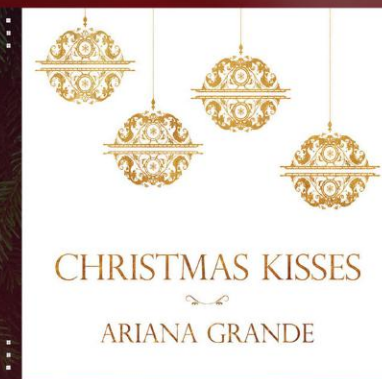
MERRY CHRISMAS LIL' MAMA
jeremih & chance the rapper



GRANDMA GOT RUN OVER BY A REINDEER
elmo & patsy




CHRISTMAS AND CHILL
ariana grande



CHRISTMAS HISSES
ariana grande



WONDERFUL CHRISTMASTIME
paul mccartney



HAPPY XMAS
john & yoko the plastic ono band



FELIZ NAVIDAD
jose feliciano



MERRY CHRISTMAS
mariah carey



UNDER THE MISTLETOE
justin bieber



CHRISTMAS
michael bubble

HOLIDAY OUTFITS LOOKBOOK

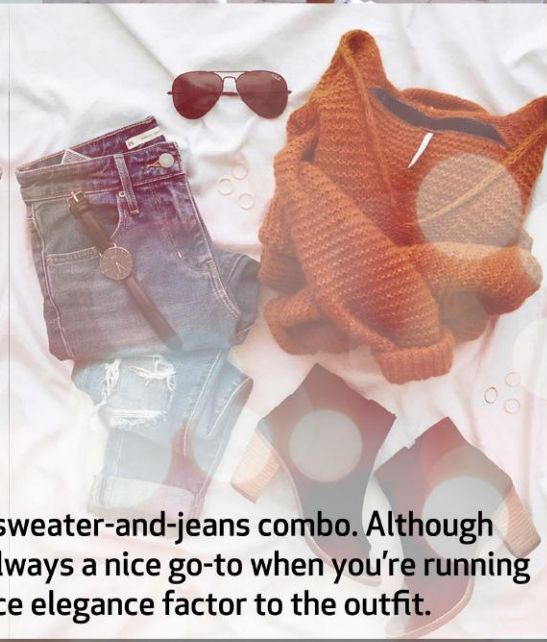
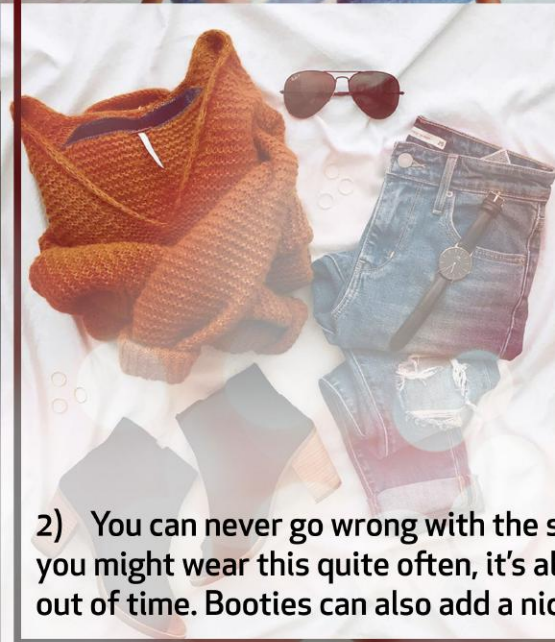
joanna lee

Christmas is right around the corner and the semester is almost at its end! As the year is winding down, you might be going to some holiday parties or a get-together with your family. Of course, with these events comes the age-old question of what to wear. So I've compiled some outfit suggestions for the holidays this year, ranging from casual to formal!

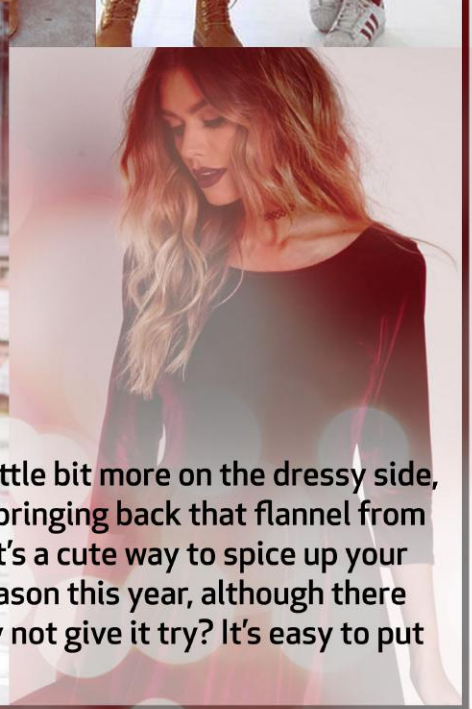
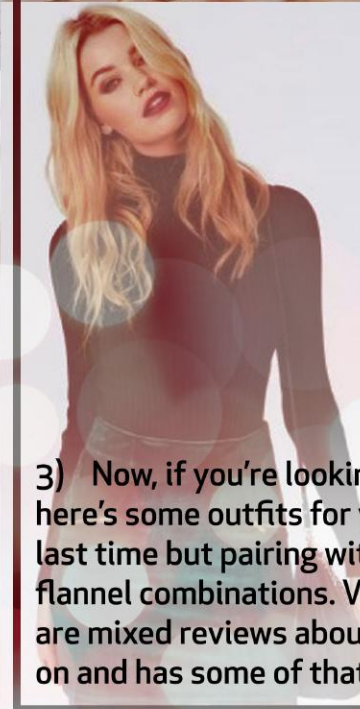


1) Sometimes, keeping it casual might just be the cutest way to go. The outfit in the top right pairs a simple red plaid shirt with a white puffer vest. To top it all off, an ivory beanie adds to the wintry feel of the outfit. For the top left outfit, utilize your scarves! They bring in so much color to your outfit and you're good to go with a shirt and a pair of jeans. Make sure the colors complement each other well, with a tinge of holiday-spirited red.





2) You can never go wrong with the sweater-and-jeans combo. Although you might wear this quite often, it's always a nice go-to when you're running out of time. Booties can also add a nice elegance factor to the outfit.



3) Now, if you're looking for something a little bit more on the dressy side, here's some outfits for you consider. We're bringing back that flannel from last time but pairing with a skirt this time! It's a cute way to spice up your flannel combinations. Velvets are also in season this year, although there are mixed reviews about them. But hey, why not give it try? It's easy to put on and has some of that holiday flare!



4) If none of the outfits have satisfied you yet, then it's finally time to bring out the dressy outfit for this holiday season. Can you really go wrong with sequins during Christmas? These festive, sparkly dresses are perfect for a party with your friends. If dresses are not your thing, resort to some simple black pants or jeans.

This finishes the look-book for this holiday season! I hope these outfits have given you some suggestions on what you should wear for your party, get-together, or if you just want to feel cute! Of course, remember that you're free to wear whatever you feel confident and best in. Merry Christmas!





HOLIDAY CLASSICS

jodie meng

Winter Break would not be complete without the jovial spirit brought by Christmas movies. How many of the classical holiday films do you recognize below?



MIRACLE ON 34TH STREET

Kris Kringle replaces a drunken Santa at Macy's. His firm assertion that he is the legitimate Santa Clause leads his employer to question his mental state.



THE SHOP AROUND THE CORNER

Gift-shop clerk Alfred Kralik and shopgirl Klara Nova hate each other upon first sight, but they are enamored with their anonymous pen pals. Guess who?

ITS A WONDERFUL LIFE

A suicidal business man wishes that he never existed, and his guardian angel is tasked to assist him.



DIE HARD

The action-packed, thrilling movie of "Die Hard" is not your typical Christmas movie, but the same themes of heroism shine through. A New York man must rescue his wife from terrorists who have taken over a prominent high-rise building.



A CHRISTMAS STORY

Despite multiple warnings that he would "shoot his eyes out," young Ralphie Parker aims to convince his parents that a 200-shot Range Model air rifle is the perfect Christmas present.



HOLIDAY INN

After being dumped by his girlfriend for another man, Bill Crosby falls for someone else, but soon enough, the man his girlfriend dumped him for is now interested in Bill's new crush.

5 DIY WINTER DECOR IDEAS TO LIGHT UP YOUR ROOM

chandana tetali

It's hard to feel the holiday spirit when you're surrounded by the plain, white walls of your dorm room in the unflattering fluorescent light. But stop moping about grades, GPA, finals - who cares about that when it's snowing outside & it's ugly Christmas sweater season? Play some holiday music on your roommate's speakers (check out this article for suggestions!), fold up your sleeves, and get started with these wintery crafts that are guaranteed to make you and your room a bit more holiday-ready! (And if you are really struggling with gifts last-minute, maybe you can just wrap up one of these as a present to spread the holiday spirit!) Each one is ranked by amount of effort (because nothing is hard, some just require more effort than others :D), and full tutorials can be found in the captions. Some of them even have more than one craft idea, so keep an eye out for those little bonuses!



SNOW LIGHTS

ping pong
lights

Effort: ❄️❄️❄️❄️❄️

First, we have to tackle the lighting to set the right mood. Invest in some ping-pong balls, poke a couple holes with an X-acto knife, and ta-da! Cozy lighting that you can string across your room that makes you want to just wrap yourself with blankets and warm up with hot cocoa. Note that you can use white string lights or even color ones to resemble little ornaments (be creative!).

Tutorial: <https://www.youtube.com/watch?v=-UhfF9nZuNY>.

PAPER SNOWFLAKES

Effort: ❄️❄️❄️❄️❄️

Now, add some snowflakes next to your cute lights! Bring back those elementary school scissors skills by cutting different shapes into folded paper. Here are a couple of more complicated cuts you can make for intricate-looking snowflakes (<http://diycozyhome.com/how-to-cut-and-create-beautiful-paper-snowflakes/>), but you can cut the paper however you want. Make them as unique as you, whether you place them on your window or hang them up on your walls.

Tutorial: <https://www.marthastewart.com/276331/how-to-make-paper-snowflakes?slide=3403178>

HANDMADE WINTER ART



Effort: ❄️❄️❄️❄️❄️

As soon as I saw this on Pinterest, I knew I couldn't resist including it in this list; I'm sure you won't be able to either, so why not just make one for yourself? Use it as a wall dec or put it in a photo frame for your desk. Add your favorite holiday song lyric in beautiful calligraphy at the bottom to make it your own!

Tutorial: <https://youtu.be/FThn0ARHh1Y>.

MINI CHRISTMAS TREE



Effort: ❄️❄️❄️❄️❄️

December without Christmas? Even if you don't celebrate the holiday, this craft is too cute to pass. AND you will be recycling those ads and magazines that have been lying around your house for too long. Isn't a win-win?

Tutorial: <https://youtu.be/7GhE4Pvoiqc>.

****Bonus:** You can make a mini-Christmas tree however you want; you're not just limited to the magazine idea above! Use pinecones instead: <https://www.pinterest.com/pin/253186810281464125/>.

MASON JAR SNOW GLOBE



Effort: ❄️❄️❄️❄️❄️

Snow globes are the best things ever and so are mason jars. Put them together, and you have a very chic snow globe you would not find anywhere else.

Tutorial: <https://youtu.be/9AF9oc4vVPE?t=1m57s>.

****Bonus:** Don't you just love crafts with mason jars? Here's another idea — make a winter-themed lantern! <http://www.countryliving.com/diy-crafts/tips/g2132/mason-jar-christmas-crafts/>

Now you're all set! Light up your room with these amazing DIY winter decor ideas :)



The cronym

Academy's Choice Reading:
One Newspaper for You and Me